



# Santa Ornaments

*Whether you're young or just young-at-heart, you'll wonder what treats this set of Santas has in store on Christmas Eve!*

Designs by Susan Pisoni  
Adapted for cross-stitch by Marilyn Frable

## Materials

- Tan 14-count plastic canvas
- 9 x 8-inch piece of tan felt
- 8 inches fine gold braid for each ornament
- Fabric adhesive

*"Santa Ornaments" were stitched on tan 14-count plastic canvas using DMC floss and Kreinik #8 fine gold braid.*

Skill Level  
\*\*Average

Santa No. 1 Stitch Count  
30 wide x 49 high

Approximate Design Size  
11-count 2<sup>7</sup>/<sub>8</sub>" x 4<sup>1</sup>/<sub>2</sub>"  
14-count 2<sup>1</sup>/<sub>4</sub>" x 3<sup>1</sup>/<sub>2</sub>"  
16-count 1<sup>7</sup>/<sub>8</sub>" x 3"  
18-count 1<sup>3</sup>/<sub>4</sub>" x 2<sup>3</sup>/<sub>4</sub>"  
22-count 1<sup>3</sup>/<sub>8</sub>" x 2<sup>1</sup>/<sub>4</sub>"

Santa No. 2 Stitch Count  
38 wide x 48 high

Approximate Design Size  
11-count 3<sup>1</sup>/<sub>2</sub>" x 4<sup>3</sup>/<sub>8</sub>"  
14-count 2<sup>3</sup>/<sub>4</sub>" x 3<sup>1</sup>/<sub>2</sub>"  
16-count 2<sup>3</sup>/<sub>8</sub>" x 3"  
18-count 2<sup>1</sup>/<sub>8</sub>" x 2<sup>5</sup>/<sub>8</sub>"  
22-count 1<sup>3</sup>/<sub>4</sub>" x 2<sup>1</sup>/<sub>8</sub>"

Santa No. 3 Stitch Count  
35 wide x 48 high

Approximate Design Size  
11-count 3<sup>1</sup>/<sub>8</sub>" x 4<sup>3</sup>/<sub>8</sub>"  
14-count 2<sup>1</sup>/<sub>2</sub>" x 3<sup>1</sup>/<sub>2</sub>"

16-count 2<sup>1</sup>/<sub>8</sub>" x 3"  
18-count 2" x 2<sup>5</sup>/<sub>8</sub>"  
22-count 1<sup>1</sup>/<sub>2</sub>" x 2<sup>1</sup>/<sub>8</sub>"

Santa No. 4 Stitch Count  
33 wide x 49 high

Approximate Design Size  
11-count 3" x 4<sup>1</sup>/<sub>2</sub>"  
14-count 2<sup>3</sup>/<sub>8</sub>" x 3<sup>1</sup>/<sub>2</sub>"  
16-count 2" x 3"  
18-count 1<sup>7</sup>/<sub>8</sub>" x 2<sup>3</sup>/<sub>4</sub>"  
22-count 1<sup>1</sup>/<sub>2</sub>" x 2<sup>1</sup>/<sub>4</sub>"

Santa No. 5 Stitch Count  
40 wide x 49 high



### Approximate Design Size

- 11-count 3 5/8" x 4 1/2"
- 14-count 2 7/8" x 3 1/2"
- 16-count 2 1/2" x 3"
- 18-count 2 1/4" x 2 3/4"
- 22-count 1 7/8" x 2 1/4"

### Instructions

1. Stitch designs on plastic canvas using two strands floss or one strand fine braid for Cross-Stitch, and one strand floss or one strand fine braid for Backstitch. Use two strands floss or one strand fine braid for French Knot.

2. Use four strands floss for light tangerine Lazy-Daisy stitches, three strands floss for bright red and dark topaz Lazy-Daisy stitches and two strands floss for very dark blue green and light celadon green Lazy-Daisy stitches. **Notes:**

Refer to Lazy-Daisy placement graphs for Santa Ornament No. 1 and Santa Ornament No.

5. For flame, complete bright red Lazy-Daisy stitch first, then work light tangerine Lazy-Daisy through same holes as bright red stitch, laying loop around bright red stitch.

### Finishing


1. Trim plastic canvas one hole beyond stitching.
2. For each ornament, cut an 8-inch strand of fine gold braid; glue both ends to the

top back of ornament to form a hanging loop.


3. Glue each ornament to felt; let dry. Trim felt to fit ornament. ❖



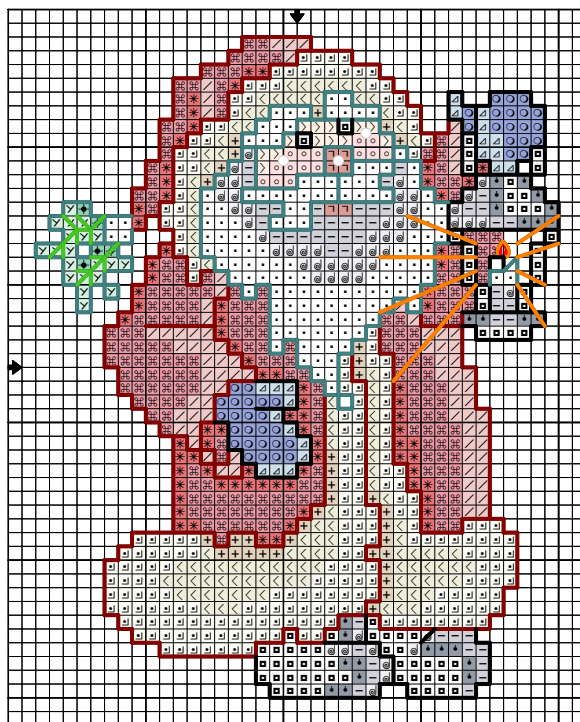
Santa No. 1 Lazy-Daisy Placement Graph



Santa No. 1



Santa No. 2



**CROSS-STITCH (2X)**

ANCHOR	DMC	COLORS
2	□	White White
387	◻	Ecreu Ecreu
403	◼	310 Black
10	◻	351 Coral
401	◻	413 Dark pewter gray
235	◻	414 Dark steel gray
398	◻	415 Pearl gray
373	◻	422 Light hazelnut brown
1045	◻	436 Tan
1005	◻	498 Dark red
683	◻	500 Very dark blue green
102	◻	550 Very dark violet
46	◻	666 Bright red
923	◻	699 Green
1012	◻	754 Light peach
308	◻	782 Dark topaz
359	◻	801 Dark coffee brown
43	◻	815 Medium garnet
164	◻	824 Very dark blue
161	◻	826 Medium blue
31	◻	3708 Light melon
76	◻	3806 Light cyclamen pink
213	◻	3817 Light celadon green

**CROSS-STITCH (1X)**

KREINIK #8	COLOR
002HL	☆ Gold

**BACKSTITCH (1X)**

ANCHOR	DMC	COLORS
403	—	310 Black*
401	—	413 Dark pewter gray*
359	—	801 Dark coffee brown*
213	—	3817 Light celadon green*

KREINIK #8	COLOR
002HL	— Gold*

**STRAIGHT STITCH (1X)**

ANCHOR	DMC	COLOR
303	—	742 Light tangerine

**LAZY-DAISY (4X)**

ANCHOR	DMC	COLOR
303	—	742 Light tangerine*

**LAZY-DAISY (3X)**

ANCHOR	DMC	COLORS
46	—	666 Bright red*
308	—	782 Dark topaz*

**LAZY-DAISY (2X)**

ANCHOR	DMC	COLORS
683	—	500 Very dark blue green*
213	—	3817 Light celadon green*

**FRENCH KNOT (2X)**


ANCHOR	DMC	COLOR
2	○	White White*

**FRENCH KNOT (1X)**

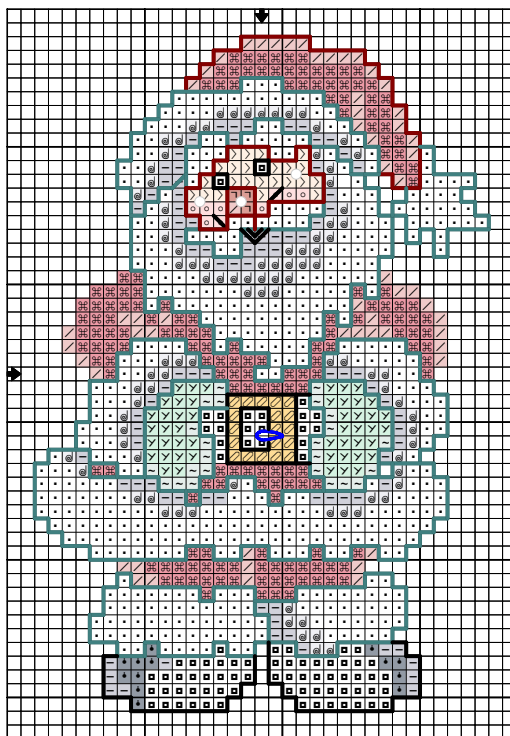
KREINIK #8	COLOR
002HL	● Gold*

\*Duplicate color

**Santa No. 3**

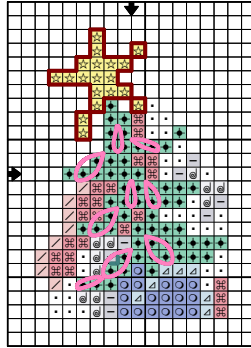


**Santa No. 4**






**Santa No. 5 Lazy-Daisy Placement Graph**



**Santa No. 5**



**CROSS-STITCH (2X)**

ANCHOR	DMC	COLORS
2	□	White White
387	◻	Ecru Ecru
403	■	310 Black
10	◻	351 Coral
401	◻	413 Dark pewter gray
235	◻	414 Dark steel gray
398	◻	415 Pearl gray
373	◻	422 Light hazelnut brown
1045	+	436 Tan
1005	+	498 Dark red
683	+	500 Very dark blue green
102	+	550 Very dark violet
46	+	666 Bright red
923	+	699 Green
1012	+	754 Light peach
308	+	782 Dark topaz
359	+	801 Dark coffee brown
43	+	815 Medium garnet
164	+	824 Very dark blue
161	+	826 Medium blue
31	+	3708 Light melon
76	+	3806 Light cyclamen pink
213	+	3817 Light celadon green

**CROSS-STITCH (1X)**

KREINIK #8	COLOR
002HL	☆ Gold

**BACKSTITCH (1X)**

ANCHOR	DMC	COLORS
403	—	310 Black*
401	—	413 Dark pewter gray*
359	—	801 Dark coffee brown*
213	—	3817 Light celadon green*

KREINIK #8	COLOR
002HL	— Gold*

**STRAIGHT STITCH (1X)**

ANCHOR	DMC	COLOR
303	—	742 Light tangerine

**LAZY-DAISY (4X)**

ANCHOR	DMC	COLOR
303	—	742 Light tangerine*

**LAZY-DAISY (3X)**

ANCHOR	DMC	COLORS
46	—	666 Bright red*
308	—	782 Dark topaz*

**LAZY-DAISY (2X)**

ANCHOR	DMC	COLORS
683	—	500 Very dark blue green*
213	—	3817 Light celadon green*

**FRENCH KNOT (2X)**

ANCHOR	DMC	COLOR
2	○	White White*

**FRENCH KNOT (1X)**

KREINIK #8	COLOR
002HL	● Gold*

\*Duplicate color